



2024

VHAN Impact Snapshot

Despite a year of rapid change and increasing complexity, VHAN members acted with clear purpose. Your commitment to high-quality care directly led to improved health outcomes across our communities.

This snapshot showcases key indicators of your powerful impact, proving that together, we don't just adapt to change—we shape it.

TOTAL SAVINGS
ACCUMULATED FROM
2014 TO 2023

Overall Shared Savings
Incentives for Members



\$80.8 Million

Overall VHAN Health
Plan Savings



\$210.1 Million



372
Practices



7,333
Providers



316K
Patients



12
Health Systems



67
Hospitals

Stronger Together

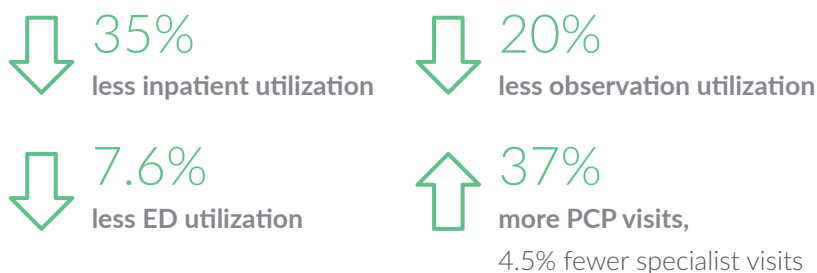


Your dedication paired with VHAN support created opportunities to improve patient outcomes across the network.

CARE MANAGEMENT

Care teams connected with **15,480** unique complex care patients, which took over **74,064** engagements mainly consisting of **52,646** phone calls.

Diabetes Management Program Stats¹:



BEHAVIORAL HEALTH



732
Pediatric Consults



51
Face-to-Face Evaluations



111
Adult Consults






18
Project ECHO² Data Participants
Focus on depression and anxiety in a primary care setting

QUALITY & CONTRACT PERFORMANCE

Screening measures in Medicare Advantage (MA) contracts ranked above the top 95% nationally, regionally and statewide from 2021 to 2023.

95th
percentile from 2021 to 2023

Continued success in key commercial cancer screening:

-  **Cervical Cancer Screening:** Trending to the state 90th NCQA benchmark
-  **Breast Cancer Screening:** Trending to and above the NCQA 90th national benchmark
-  **Colorectal Cancer Screening:** Now 66%, a 6% improvement since 2021

VHAN's Annual Wellness Visit (AWV) completion rate for Aetna MA is **above** the market average.

